

Instructions for use (IFU)

Rev 1 / March 2024

Download the latest IFU from www.hicareindia.com

GTIN	Product	Description
8908019116113	WEARON Sterile Apron	Sterile Apron (Neck to Knee) 52" / 1320mm
8908019116120	WEARON XL Sterile Apron	Sterile Apron (Neck to toe) 60" / 1524mm

Indications for use













WEARON Sterile and WEARON XL Sterile aprons should be worn before a sterile procedure, when anticipating contact with blood or other body fluids..

Instructions for use

1. Take out the apron from the sachet and carefully unfold the apron.
2. Don the apron by first passing your head through the circular opening. The apron should rest comfortably on your shoulders.
3. Pat down the apron so that it sits comfortably against your body.
4. Secure the apron ties behind your back, if needed seek the help of a fellow healthcare professional to ensure that the apron has been tied securely.
5. After use, dispose the product in accordance with your facility's internal guidelines.

Storage Conditions

Store in a cool dry place.

	Manufacturer
	Batch code/ Lot number
	Date of Manufacture
	Use by date
	Do not re-use/ Single use only
	Consult instructions for use or consult electronic instructions for use
	Medical Device
	Latex Free
	Do not use if package is damaged
	Sterilised using ethylene oxide
	Keep dry
	Keep away from sunlight